



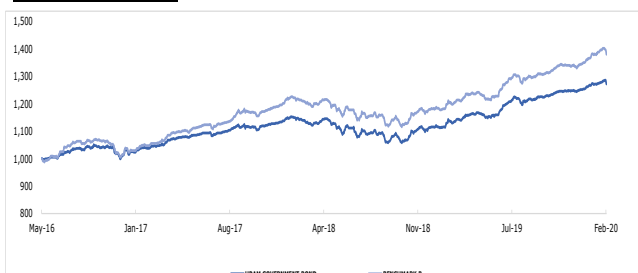


FUND FACT SHEET

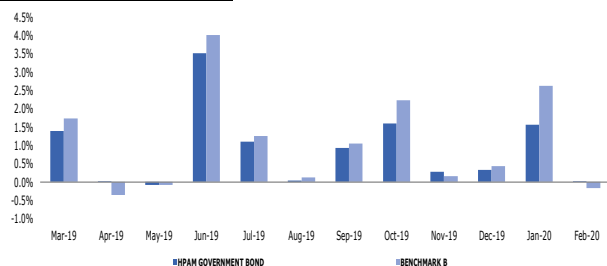
Fund Rating ★★★★★

HPAM GOVERNMENT BOND			
1 M		0.17%	YTD
			 1.57%
NAV		1,272	Inception
			 27.17%
		Launch Date AUM (Rp Mn) Investment Manager Custodian Bank Subscription Account Management Fee	18/05/2016 32,579 HP Asset Management Bank Mandiri 0700-00-7226-20-7 0.5%
Fund Objectives & Strategy To provide optimal return from investment in debt instruments issued by Government of Indonesia. Approach is methodically implemented to obtain stable increments in net assets valuation through interest income and capital appreciation.		Investment Policy Cash & Cash Eq ≤ 20% Money Market ≤ 20% Fixed Income ≥ 80%	Portfolio Composite Cash & Cash Eq 5% Money Market 9% Fixed Income 86%
<ul style="list-style-type: none"> Multi-Trade/Monetization Spectrum Tactical Asset Allocation with Priority on Risk Adjusted Return Optimization 		Risk Ranking Low to Mid	
Fund Update			

NAV Growth

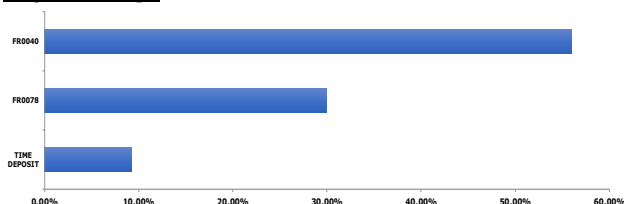


Fund Performance



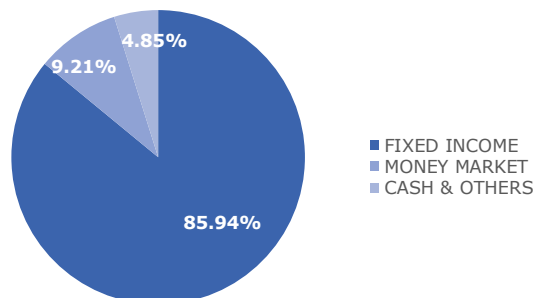
	1M	3M	6M	YTD	1YR	INCEPTION
HPAM GOVERNMENT BOND	0.17%	1.95%	4.69%	1.57%	11.22%	27.17%
BENCHMARK B	0.17%	2.92%	6.41%	2.47%	13.76%	37.97%
INFOVESTA GOVERNMENT BOND INDEX	0.37%	2.21%	4.50%	1.76%	9.65%	28.09%

Top Holdings



- Fear of global coronavirus outbreak was the main factor behind JCI severe drop of -8.2% in February, the worst monthly drop since 2008. As of 29 February 2020, total case of Coronavirus was 85,403 with 92% coming from China, mortality was 2,923 but number of person that recovered has continued improving with recovery rate of 93% to total number of cases.
- Foreign investors fled from both Indo equity and bond market at Rp -4.9 trillion and Rp -29 trillion respectively. This has caused rupiah weakened 5% to Rp14,318 which is higher than monthly average during 2019 at Rp14,114. Almost all financial asset class experienced turbulence in February. Gold was the only performer, gaining 5% MoM to USD1,586/oz. Amid investor's panic, financial sector is the most resilient in JCI, down only -5%.
- Data from BPS showed that Coronavirus has hit Indo trade balance with the unexpected USD-864 mln deficit in January 2020 as export volume declined -8.2% yoy despite +2.1% yoy increase in average export price. Export to China sank the most at -9.2% yoy compared to export to Japan and US which also down each at -3.9% yoy and -3.2% yoy. The slowing export has also manifest in slowing loan growth and retail activity. Latest data BI on retail sales growth in January, reported -3.1% yoy. Indo car sales also registered -2% yoy declined in the latest data provided by Gaikindo in January. The number is inline with slowing core inflation which also declined from 3.0% yoy in December-19 to 2.9% in January 2020 and continue to go down to 2.8% in February 2020.
- The "not so good" economy number, has prompted Indonesia central bank to step in. BI cut interest rate by quarter point in February 2020 to 4.75%. Meanwhile, Indonesia government has decided not to increase several public utilities rate, in order to give a boost to purchasing power. This can be seen from administered price inflation grew only 0.5% yoy in February from historical average of 2.8% yoy. Due to sharp sell-off, JCI was traded at 16.7x trailing PE, below -1 historical standard deviation of 17.5x.

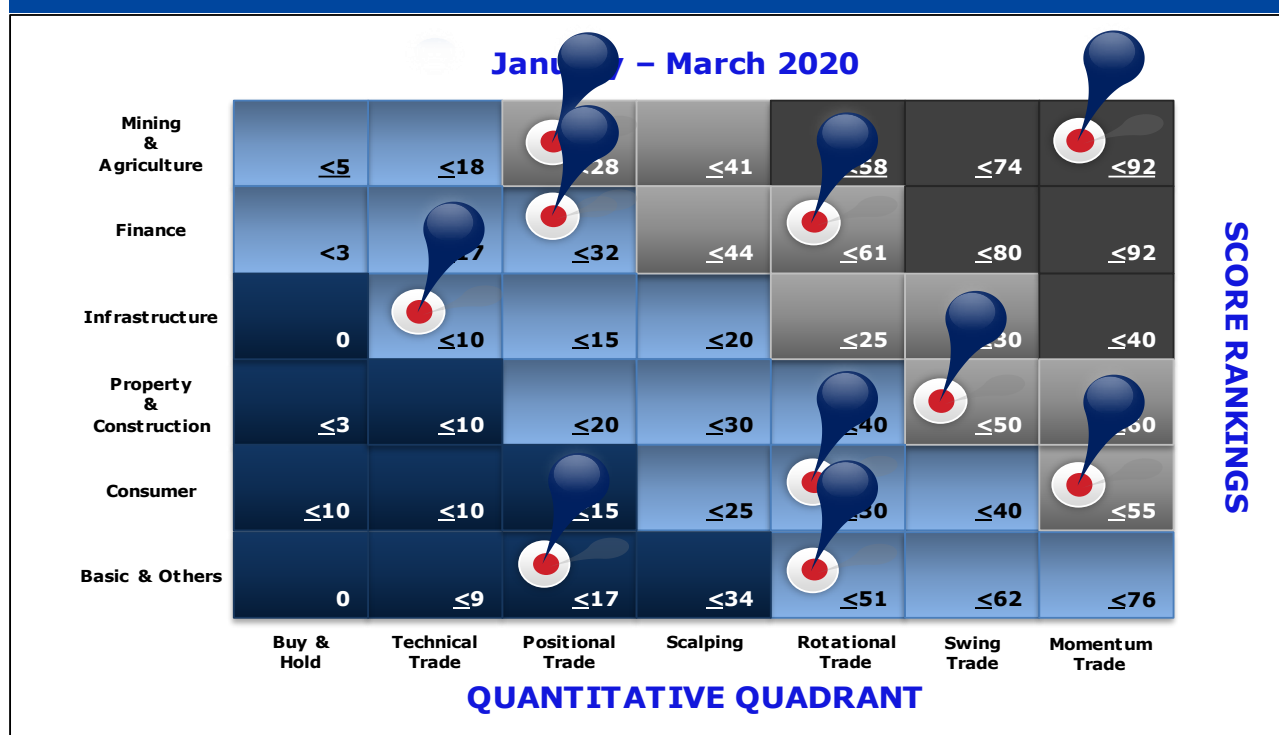
Asset Class Allocation (%)



Intrinsic Assessment Table

No	Variables	Ranks			Intrinsic	≤10%	≤30%	≤60%	≤90%
1	GCG Scoring	1	2	3	4				✓
2	Product Strength	1	2	3	4			✓	✓
3	5 Year CAGRs	1	2	3	4			✓	✓
4	ROE & ROIC	1	2	3	4			✓	✓
5	Yield Curve	1	2	3	4				✓
6	Solvency	1	2	3	4				✓
7	Capital Structure	1	2	3	4				✓
8	Banking BUKU	1	2	3	4			✓	✓
9	Net Foreign Flow	1	2	3	4		✓	✓	✓
10	Investment Grade	1	2	3	4				✓
11	Relative Bond Price Performance	1	2	3	4	✓			✓
12	Market Liquidity	1	2	3	4		✓		✓
13	Yield to Maturity	1	2	3	4				✓
14	Interest Payment Cycle	1	2	3	4				✓
15	Settlement Date Target	1	2	3	4			✓	✓

Value @ Risk Matrix



Important Risk: The fund is actively managed and its characteristics will vary. Holdings shown should not be deemed as a recommendation to buy or sell securities. Fund of funds is subject to the risk associated with the underlying HPAM funds in which its invests. Stock and bond value fluctuate in price so the value of your investment can go down depending on the market conditions. Fixed income risks include interest-rate and credit risk. Typically, when interest rates rise, there is a corresponding decline in bond values. Credit risk refer to the possibility that the bond issuer will not be able to make principal and interest payments. Asset allocation strategies do not assure profit and do not protect against loss. Non-diversification of investment means that more assets are potentially invested in fewer securities than if investments were diversified.

Disclaimer

Before investing you should carefully consider the Fund's investment objectives, risks, charges and expenses. This and other information are available through request for prospectus or at our company's website. The fund is subject to market risks (volatility) and may not be appropriate for short term investments. Holdings and Sector weightings are subject to constant changes without notice as deemed fit by the investment management team. This document is for sophisticated investor only and not intended for individual private investor. Performance data quoted represent past performance and is no guarantee of future results. Investment returns and principal values may fluctuate so that an investor's shares, when redeemed, may be worth more or less than their original cost. Current performance may be lower or higher than that shown. All return assume reinvestment of all dividend and capital gain distributions. Index performance is shown for illustrative purpose only. Conventional Non-bank institutions are prohibited from investing directly in index.

PT. Henan Putihrai Asset Management
 Penthouse @ Tamara, Jendral Sudirman 24
 Jakarta 12920, Indonesia
 (021) 2525775
 www.HPAM.co.id